

Report of	Meeting	Date
Chief Executive (Introduced by the Executive Member for Policy and Performance)	Executive Cabinet	23 February 2012

THIRD QUARTER CHORLEY PARTNERSHIP PERFORMANCE REPORT 2011/12

PURPOSE OF REPORT

- To update the Executive on the performance of the Chorley Partnership during the third quarter of 2011/2012, from 1 October to 31 December 2011.

RECOMMENDATION(S)

- That the report be noted.

EXECUTIVE SUMMARY OF REPORT

- This report sets out performance against the Chorley Partnership delivery plan and key performance indicators for the third quarter of 2011/12, 1 October to 31 December 2011. Performance is assessed on the delivery of partnership projects, against the measures in the delivery plan and key service delivery measures.
- Performance of the Chorley Partnership in achieving the key performance targets remains good. In summary:
 - Latest figures available for alcohol related hospital admissions show a reduction of 8%.
 - Accidental Dwelling Fires are lower than anticipated.
 - Although crime overall has increased by 5.9% in quarter three compared to the same period of last year, the year to date figure shows a reduction of 1.8%.
- Overall performance on the key projects / priorities in the Chorley Partnership delivery plan is excellent, with 94% rated green.
- Overall performance of the key projects of the Chorley Partnership remains excellent, with all five of the projects currently rated 'green' or completed.

Confidential report Please bold as appropriate	Yes	No
--	-----	----

Key Decision? Please bold as appropriate	Yes	No
--	-----	----

REASONS FOR RECOMMENDATION(S)

(If the recommendations are accepted)

7. To facilitate the ongoing analysis and management of the Chorley Partnership's performance and delivery of funded projects.

ALTERNATIVE OPTIONS CONSIDERED AND REJECTED

8. None.

CORPORATE PRIORITIES

9. This report relates to the following Strategic Objectives:

Strong Family Support	✓	Education and Jobs	✓
Being Healthy	✓	Pride in Quality Homes and Clean Neighbourhoods	✓
Safe Respectful Communities	✓	Quality Community Services and Spaces	✓
Vibrant Local Economy	✓	Thriving Town Centre, Local Attractions and Villages	✓
A Council that is a consistently Top Performing Organisation and Delivers Excellent Value for Money			✓

PERFORMANCE INDICATORS

10. This section includes an overview of the key performance indicators for the Chorley Partnership. This does not include indicators that are the responsibility of Chorley Council, as they are reported in the Council Quarter Three Performance Report elsewhere on this agenda.

All Crime

- Although crime overall has increased by 5.9% in quarter three compared to the same period of last year, the year to date figure shows a reduction of 1.8%. This is broken down into the following categories:

Category	Qtr 3 Last Year	Qtr 3 This Year	% Change	YTD	% Change
All Crime	1288	1364	+5.9%	4,232	-1.8%
Serious Acquisitive Crime	198	160	-19.2%	505	-7.2%
Burglary Dwelling	66	59	-10.6%	186	+22.4%
Vehicle Crime	119	94	-14.7%	306	-15.5%
Robbery	13	7	-46.2%	13	-56.7%
All Violent Crime	328	362	+10.4%	1,090	+1.8%
Violence Against the Person	293	333	+13.7%	1,012	+3.8%
Domestic Violence	123	160	+30.1%	454	+21.7%
Domestic Violence Detections (70%)	68%	74%		75%	
Domestic Violence Murder	0	0		0	
Criminal Damage (inc arson)	246	254	+3.3%	696	-19.9%

Category	Qtr 3 Last Year	Qtr 3 This Year	% Change	YTD	% Change
Anti Social Behaviour		1128		4,019	
Detected Arsons (20%)	50.0%	0.0%		0%	

- Historically, quarter three can be a problematic time for seasonal trends; Halloween, Bonfire Night and the festive period, where increases are usually recorded in related offences, criminal damage, anti-social behaviour and violence. This has appeared to impact on the figures for violence and damage which were both up on the same quarter last year.
- Domestic violence has recorded increases of 30% (n=37) during quarter 3 and 21.7% (n=81) year to date, however the detection percentage is above the level set of 70% and is currently running year to date at 75%.

Overall, in this quarter, there have been significant decreases in **robbery**, **serious acquisitive crime** and **vehicle crime**.

Fire related KPI's

Indicator	2011/12 Target	YTD Performance
Accidental Dwelling Fires	47	44
Deliberate Primary Fires	27	25
Vulnerable households that receive a Home Fire Safety Check	60%	71.4%

The number of children killed or seriously injured on Chorley roads

- There has been a 10% reduction in the number of children killed or seriously injured in Chorley in Q3 compared to Q2. However, the number of children killed or seriously injured increased from 9 in Q3 2010 to 18 in Q3 2011. There have been no deaths, with none in Q3 the previous year.

Alcohol Related Admissions

- Latest data published by the North West Public Health Observatory for Q1 2011/12 shows a reduction of 8% when compared to the same period last year.

	Q1 2010/11	Q1 2011/12	% reduction
Rate of alcohol related admissions per 100,000 population	600	551	8%


SUSTAINABLE COMMUNITY STRATEGY DELIVERY PLAN 2011/12


- The Chorley Partnership has 47 key projects/priorities in the delivery plan for 2011/2012. These projects/priorities are being delivered by six of the key partners of the Chorley Partnership; Chorley Council, Lancashire County Council, Lancashire Constabulary, Lancashire Fire and Rescue, NHS Central Lancashire, the Voluntary, Community and Faith Sector (VCFS), as well as partnership projects.
- In quarter two 44 (94%) were reported as green, with 3 (6%) reported as amber. The other one remains unreported at this moment in time. For those that are reported as amber, explanations and action plans for improvement have been provided.


Organisation	Priority/Project	Reasons / Actions
NHS Central Lancashire	Reduce Health Inequalities by ensuring the implementation of the Health Inequalities Strategy in Chorley	The Health Inequalities Strategy has now reached the end of its implementation. The developing Health & Wellbeing Board for Chorley and South Ribble will consider the key priorities for reducing health inequalities as part of its core business over the next year.
NHS Central Lancashire	Improve Health Services in relation to the priority areas of cardiovascular disease, respiratory disease, mental health and cancer, taking a life course approach	This has been reported as amber due to the ongoing NHS transition and the risks this causes nationally associated with progress and continuity. However work is on-going to improve health services in these areas across Central Lancashire. A new stroke service is in place; development work is taking place within the Stop Smoking Services; the work on Asset Based Community Development is taking shape across all districts. Cancer mortality is reducing. All work streams are now being considered by Clinical Commissioning Groups and future implementation will be in partnership.
Chorley Council / Lancashire County Council	Deliver a Marketing Package for Chorley Town Centre through Revitalising Town Centres	Many of the tasks have been completed but the refresh of the town centre leaflet is currently ongoing.

PARTNERSHIP PROJECTS DELIVERY

- The Chorley Partnership has five key projects for delivery during 2011/2012. These projects support the delivery of the vision, themes and priorities of the Sustainable Community Strategy 2010-2020. Each project uses Chorley Council's project management methodology to manage and monitor delivery. Included in the table below is a summary of the progress made in the last quarter, alongside any issues that have been encountered which may impact on the project.
- Overall performance of the key projects remains excellent, with four of the projects rated 'green' or completed, and one project already completed as reported in the previous report.

Early Intervention	
What is it?	This project will work with the Chorley Children's Trust and Lancashire County Council. The Children's Trust has secured £260k over two years, and a full time Early Intervention worker to work on developing early intervention in Chorley. The project will build on successful initiatives already in place, including the Families First project.
Lead Partner	Chorley Council / Lancashire County Council
RAG Status 	This Corporate Strategy project for Chorley Council is now completed as all projects are now commissioned, however there is ongoing monitoring being undertaken by Lancashire County Council.

Total Alcohol	
What is it?	
<p>This project aims to tackle and reduce the social and financial costs of alcohol related harm in Chorley. This is a Chorley Partnership project, which will be delivered by a number of organisations. The three phases of the project will include:</p> <ol style="list-style-type: none"> 1. Circles of Need – to map the customer interactions to identify duplication and overlap, in particular, where the provision of alcohol services is at the different tiers of 1, 2, 3 and 4. 2. High Level Count – understanding the spend on alcohol services in Chorley, by a variety of organisations 3. Recommendations – to take the information from phases 1 and 2 and make recommendations regarding where the money is being spent and how efficiencies and customer experience can be improved 	
Lead Partner	Chorley Council
RAG Status 	The overall project is on target, as stage one has been completed on time. Phase two of the total alcohol project to investigate the costs associated with alcohol related harm is running to schedule and expected to be completed on time and within budget.

Total Family	
What is it?	
<p>This project is to deliver the Total Family – integrated working practices project. The aim of the project is to examine the systems and processes surrounding the 320 cases currently involving both adult and children's services in Lancashire County Council (LCC) and to undertake an intensive review of a cohort of those cases from Chorley district. The output of this project will be case studies, reports and recommendations.</p>	
Lead Partner	Lancashire County Council
RAG Status 	This project is now complete. Work completed includes; <ul style="list-style-type: none"> • Improved efficiency and effectiveness (reduced inputs/enhanced outputs) e.g. rationalisation of meetings, shared needs assessments • Aligned processes, systems and funding arrangements • Positive behaviours in support of integrated public service reform • Increased understanding of a Total Family approach

VCFS Network	
What is it?	
<p>The VCFS Network Development Project will develop a sustainable and representative forum for the VCF Sector, to give them a more coordinated and influential voice.</p> <p>The VCFS Network Development Project was commissioned by the Partnership Executive at their meeting on 14th December 2010. A contract was developed with the chosen provider, which began on 1st April 2011 and runs until 30th September 2011</p>	
Lead Partner	Age UK Lancashire, with the VCFS Consortium

RAG Status	<p>This project is on track in relation to the project plan, and the monthly reports indicate that the consortium have delivered the following;</p> <ul style="list-style-type: none"> • Full membership regularly updated • Representatives have been elected to the Partnership Executive and other groups • A Volunteering workshop to be held at the end of January, to enable them to identify the opportunities and needs in Chorley
G	

IMPLICATIONS OF REPORT

15. This report has implications in the following areas and the relevant Directors' comments are included:

Finance		Customer Services	
Human Resources		Equality and Diversity	
Legal		Integrated Impact Assessment required?	
No significant implications in this area	✓	Policy and Communications	

GARY HALL
CHIEF EXECUTIVE

There are no background papers to this report.

Report Author	Ext	Date	Doc ID
Louise Wingfield	5061	3 February 2012	Chorley Partnership 3 rd Quarter Report